

# EPI ELECTRIC
















## Sit to stand

1-column solution rectangular & circular 2-stage


Single-column tables can be great for quick meetings and visitors spaces. The design is open and features sit-stand functionality in a very compact format.



### Technical Specification

 <b>Table top</b> Width: 700 mm Depth: 700 mm	 <b>Stroke</b> 470 mm	 <b>Large tube</b> Available both up and down  	 <b>Load</b> See specifications of your selected electronics
 <b>Velocity</b> See specifications of your selected electronics	 <b>Height</b> 647-1117 mm* 667-1137 mm** excl. feet and table top	 <b>Tube dimensions</b> Rect. 70x50, 60x40 mm* Rect. 80x60, 70x50 mm** Circ. Ø 70, 60 mm* Circ. Ø 80, 70 mm**	 <b>Noise level</b> See specifications of your selected electronics
 <b>Available electronics</b> iDrive ECS+	 <b>Standard in</b>    White Silver Black		

\* Large tube up \*\* Large tube down



Standard with EPI X-Foot ES



2-stage solution with our unique glide system that never scratches paint



Also available with circular tubes, up or down